



Way of Life!



Way of Life!

For more information
or to book a test drive, visit:
cars.suzuki.co.uk/vitara
or
cars.suzuki.ie/vitara

THE SUZUKI VITARA



Fuel economy and CO₂* results for the Suzuki Vitara range in mpg (l/100km). Combined 36.6 (7.8) to 45.9 (6.2). CO₂ emissions: 143 to 121g/km. Figures shown are for comparability purposes; only compare fuel consumption and CO₂ figures with other cars tested to the same technical procedures. These figures may not reflect real life driving results, which will depend upon a number of factors including the accessories fitted (post-registration), variations in weather, driving styles and vehicle load. *There is a new test used for fuel consumption and CO₂ figures. The CO₂ figures shown however, are based on the outgoing test cycle and will be used to calculate vehicle tax on first registration. Colours, specifications and equipment may vary without notice. All details are correct at the time of going to print: May 2019. Vehicles shown throughout this brochure are for illustration only and may feature non-UK/ROI equipment. Suzuki GB PLC, Steinbeck Crescent, Snelshall West, Milton Keynes, Bucks MK4 4AE. Suzuki Information Service: 0800 804 8828 (UK) or 01 906 1862 (ROI) (calls may be recorded or monitored).

SPECIFICATION GUIDE



CHOOSE YOUR VITARA

With its bold SUV design and rugged capabilities, the Suzuki Vitara has what it takes to turn heads in the city and stand its ground in rugged conditions. With three models in the range to choose from, here's your chance to find the right Vitara for you.

SZ4

As standard with the SZ4:

- Chrome front grille
- Silver roof rails
- 16" alloy wheels
- LED daytime running lights
- Front foglamps
- Climate control air conditioning
- Cruise control
- Bluetooth® connectivity
- CD audio with USB



Bluetooth® is a registered trademark owned by Bluetooth SIG, Inc.



16" alloy wheels



Climate control air conditioning



LED daytime running lights

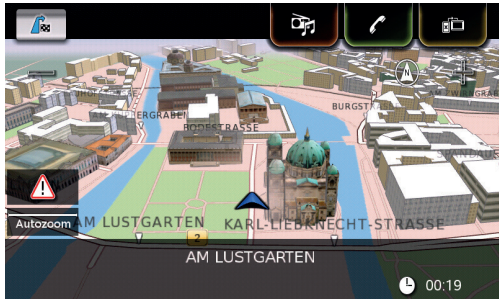
SZ-T

With the SZ-T, you also get:

- 17" alloy wheels
- Rear privacy glass
- Satellite navigation
- Smartphone link display
- Rear parking camera



17" alloy wheels



Satellite navigation



Rear parking camera

SZ5

With the SZ5, you also get:

- Dual Sensor Brake Support
- Blind spot monitor
- Rear cross traffic alert
- Lane departure warning
- Lane departure prevention
- Traffic sign recognition
- 17" polished alloy wheels
- LED projector headlights
- Double sliding panoramic sunroof
- Suede seat fabric
- Keyless entry with start button
- Front & rear parking sensors
- Electric folding door mirrors
- Automatic headlights & wipers
- Adaptive Cruise Control



Double sliding panoramic sunroof



Blind spot monitor



17" polished alloy wheels



STANDOUT COLOUR

Found the right model for you? Great! Now it's time to find the colour that fits. Take a look at our stylish range of single and dual-tone colour options and discover the perfect shade for you.




Cosmic Black Pearl Metallic
Available on all models



Atlantis Turquoise Pearl Metallic
Available on all models

Single-tone colours




Superior White
Available on all models



Silky Silver Metallic
Available on all models



Galactic Grey Metallic
Available on all models



Cosmic Black Pearl Metallic
Available on all models




Atlantis Turquoise Pearl Metallic
Available on all models


Dual-tone colours



Solar Yellow Pearl Metallic with Cosmic Black Pearl Metallic roof
Available on SZ-T and SZ5 models only



Ice Greyish Blue Metallic with Cosmic Black Pearl Metallic roof
Available on SZ-T and SZ5 models only




Savannah Ivory Metallic with Cosmic Black Pearl Metallic roof
Available on SZ-T and SZ5 models only



Atlantis Turquoise Pearl Metallic with Cosmic Black Pearl Metallic roof
Available on SZ-T and SZ5 models only



Galactic Grey Metallic with Cosmic Black Pearl Metallic roof
Available on SZ-T and SZ5 models only



Bright Red with Cosmic Black Pearl Metallic roof
Available on SZ-T and SZ5 models only

IN SAFE HANDS

We want you to feel comfortable, confident and, above all, safe behind the wheel. Which is why your Vitara comes equipped with a range of safety technology, including a blind spot monitor*, rear cross traffic alert*, traffic sign recognition* and lane departure warning and prevention*. And that's in addition to seven airbags, side impact protection beams and ISOFIX child seat anchorages.

Our ALLGRIP 4-wheel Drive system**, coupled with a high ground clearance, gives you the tools to tackle a variety of different conditions. Our intelligent safety features include ESP® (Electronic Stability Program) and Dual Sensor Brake Support*. This technology uses two sensors to determine the risk of a collision and helps you avoid it or reduce possible damage. Because at Suzuki, safety is everything.

*SZ-T ALLGRIP and SZ5 models only.

** ALLGRIP models only.

ESP® is a registered trademark of Daimler AG.

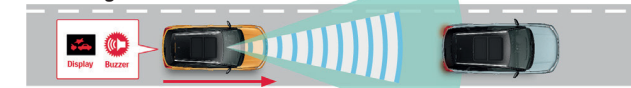
Suzuki safety support†

The Vitara features Suzuki's advanced forward detection system which uses the combination of a monocular camera and a laser attached to the windscreen. Combining a monocular camera, which excels at mid-to-long distance detection and recognition of such traffic elements as pedestrians and lane markers, and a laser sensor, which excels at short-distance and night-time detection, can achieve superb safety.

Dual Sensor Brake Support

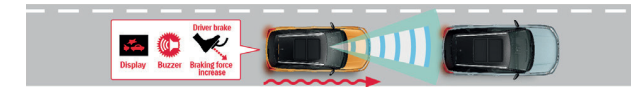
When moving, the Vitara uses two sensors — a monocular camera and a laser sensor — to determine if there is a risk of collision with a forward vehicle or pedestrian. Upon detecting a potential collision, the vehicle acts in one of the following three ways, depending on the situation.

1. Warning



Alerts the driver with an audio warning and visual warning.

2. Brake assist



Deploys brake assist to increase braking force if the risk of collision is high and the driver panic-brakes.

3. Automatic brake



Applies strong automatic braking if the risk of collision increases even more.

Blind spot monitor

Lane changing at speeds above 15km/h is made safer by two rear-mounted side radar sensors capable of detecting vehicles located in or approaching the rear blind spots on either side of the vehicle. When a vehicle is approaching or detected in a rear blind spot, a warning LED icon is illuminated in the relevant exterior mirror. If the driver indicates to change lanes, a flashing LED icon is accompanied by a warning sound alert.



Blind spot monitor*

Lane departure warning

At 60km/h or faster, the lane departure warning function is designed to predict the path of the vehicle and issue visual (display and indicator) and tactile (vibrating steering wheel) warnings to the driver.

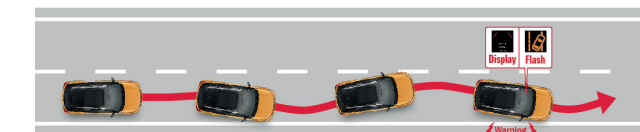
Lane departure prevention

At speeds between 60 and 160km/h, the lane is recognised via a monocular camera incorporated into the windshield design. When interpreting that lane departure is likely to occur, the car automatically assists the driver in returning the vehicle back into its lane by controlling the steering via the electric power steering system.



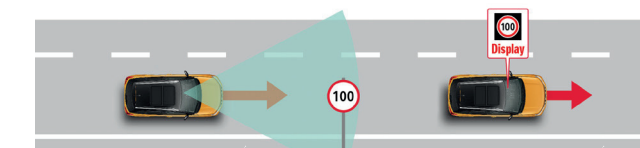
Weaving alert

At 60km/h or faster, the weaving alert is designed to calculate the driving pattern and issue audio and visual warnings if the vehicle is 'straying' due to driver drowsiness, etc.



Traffic sign recognition

This system uses the monocular camera to monitor the road for traffic signs. When it detects road signs such as speed limits or no passing zones, it displays the sign on the meter display to help remind the driver which road signs the car has passed. When multiple signs are detected, a maximum of three signs can be displayed at once.



Detect before passing traffic signs

Display after passing traffic signs

† There is a limit to the ability of a monocular camera and laser sensor to detect obstacles, lanes and traffic signs. Please do not rely on this system alone to ensure safety. Always drive safely.

EQUIPMENT



CATEGORY	DESCRIPTION	SZ4	SZ-T	SZ5
Safety	ALLGRIP 4-mode 4-wheel Drive system		ALLGRIP models only	ALLGRIP models only
	ABS with EBD and brake assist function	•	•	•
	ESP® (Electronic Stability Program)	•	•	•
	Hill hold control	•	•	•
	Driver and front passenger airbags	•	•	•
	Front passenger airbag deactivation system	•	•	•
	Side airbags (incorporated into front seats)	•	•	•
	Curtain airbags	•	•	•
	Driver knee airbag	•	•	•
	Front 3-point ELR seatbelts with pretensioner, force limiter and height adjuster	•	•	•
	Rear 3-point ELR seatbelts x 3	•	•	•
	ISOFIX child seat anchorages x 2	•	•	•
	Child seat tether anchorages x 3	•	•	•
	Childproof rear door locks	•	•	•
	Side impact protection beams	•	•	•
	Tyre pressure monitoring system	•	•	•
	Dual Sensor Brake Support		ALLGRIP models only	•
	Lane departure warning and prevention		ALLGRIP models only	•
	Vehicle sway warning		ALLGRIP models only	•
	Blind spot monitor		ALLGRIP models only	•
	Rear cross traffic alert		ALLGRIP models only	•
	Traffic sign recognition		ALLGRIP models only	•
	Hill descent control		ALLGRIP models only	ALLGRIP models only
	Emergency flat tyre repair kit	•	•	•
Security	Immobiliser	•	•	•
	Security alarm	•	•	•
	Remote central door locking	•	•	•
	Deadlocks	•	•	•
	Freewheeling key cylinders	•	•	•
	Locking wheel bolts	•	•	•
	Visible VIN number	•	•	•
Comfort & convenience	Engine auto stop start system	•	•	•
	Keyless entry and start			•
	Front and rear parking distance sensors			•
	Rear parking camera		•	•
	Cruise control with speed limiter	•	•	•
	Adaptive Cruise Control		ALLGRIP models	•

CATEGORY	DESCRIPTION	SZ4	SZ-T	SZ5
Comfort & convenience	3-spoke leather-covered steering wheel	•	•	•
	Tilt and telescopic adjustable steering wheel	•	•	•
	Gear shift paddles		Automatic only	Automatic only
	LCD colour information display	•	•	•
	Centre analogue clock			•
	Electric front and rear windows	•	•	•
	Front map light	•	•	•
	Glovebox light		•	•
	Front footwell and centre lower console box lights	•	•	•
	Luggage area light	•	•	•
	Front sun visor with vanity mirror and illumination	•	•	•
	Sun visor ticket holder	•	•	•
	12V accessory socket x 2	•	•	•
	Front centre armrest	•	•	•
	Driver's and front passenger's seat height adjuster	•	•	•
	Fabric seat upholstery	•		
	Fabric seat upholstery with white stitches		•	
	Suede seat upholstery			•
Heating & visibility	Double sliding panoramic sunroof			•
	Climate control automatic air conditioning	•	•	•
	Halogen projector headlamps	•	•	
	LED projector headlamps			•
	Daytime running lights – LED	•	•	•
	Front foglamps	•	•	•
	LED rear combination lights	•	•	•
	Automatic headlamps			•
	Rain-sensing front wipers			•
	Electrically adjustable, heated door mirrors	•	•	•
	Electrically folding door mirrors with built-in turn signal lamps			•
Storage	2 x front cupholders	•	•	•
	2 x front door and 2 x rear door bottle holders	•	•	•
	Rear seat with 60:40 split folding	•	•	•
	Removable double luggage room floor	•	•	•
	Luggage area cover	•	•	•



ESP® is a registered trademark of Daimler AG.



CATEGORY	DESCRIPTION	SZ4	SZ-T	SZ5
Entertainment & communication	CD tuner	●		
	DAB digital radio		●	●
	Bluetooth® connectivity	●	●	●
	USB connector	●	●	●
	Navigation system		●	●
	Smartphone link display		●	●
	4 speakers	●	●	●
	2 tweeters			●
	Steering wheel audio controls	●	●	●
Styling	16" alloy wheels	●		
	17" alloy wheels (painted finish)		●	
	17" alloy wheels (polished finish)			●
	Rear privacy glass		●	●
	Chrome front grille	●	●	●
	Chrome lower front bumper trim	●	●	●
	Black wheel arch and lower side trims	●	●	●
	Roof rails	●	●	●

TECHNICAL SPECIFICATIONS

MODEL			1.0 BOOSTERJET		1.0 BOOSTERJET ALLGRIP	1.4 BOOSTERJET		1.4 BOOSTERJET ALLGRIP			
AVAILABLE GRADES			SZ4, SZ-T		SZ-T	SZ-T	SZ-T, SZ5	SZ-T, SZ5	SZ5	SZ5	
Engine	Type		K10C BOOSTERJET				K14C BOOSTERJET				
	Number of cylinders		3				4				
	Number of valves		12				16				
	Piston displacement	cm3	988				1,373				
	Maximum output	PS (kW) / rpm	111 (82) / 5,500				140 (103) / 5,500				
	Maximum torque	Nm (lbft) / rpm	170 (125) / 2,000-3,500	160 (118) / 1,800-4,000	170 (125) / 2,000-3,500		220 (162) /1,500-4,000				
	Fuel distribution		Direct Injection				Direct Injection				
	EU emission standard		Euro 6				Euro 6				
Transmission	Type		5-speed manual	6-speed auto	5-speed manual 4x4		6-speed manual	6-speed auto	6-speed manual 4x4	6-speed auto 4x4	
	Gear ratio	1st	3.545	4.666	3.545		3.615	4.044	3.615	4.044	
		2nd	1.904	2.533	1.904		1.954	2.370	1.954	2.370	
		3rd	1.233	1.555	1.233		1.275	1.556	1.275	1.556	
		4th	0.885	1.135	0.885		0.942	1.159	0.942	1.159	
		5th	0.69	0.859	0.69		0.794	0.851	0.794	0.851	
		6th	-	0.685	-		0.674	0.672	0.674	0.672	
		Reverse	3.25	3.393	3.25		3.481	3.193	3.481	3.193	
	Final gear ratio		4.687	3.683	4.687		4.312	3.501	4.312	3.501	
Weights & dimensions	Tyres		215/60 R16 (SZ4) 215/55 R17 (SZ-T & SZ5)		215/55 R17		215/55 R17				
	Overall length	mm	4,175								
	Overall width	mm	1,775								
	Overall height	mm	1,610								
	Wheelbase	mm	2,500								
	Minimum turning circle	m	10.4								
	Ground clearance	mm	185								
	Seating capacity	Persons	5								
	Luggage capacity (seatback folded, VDA)	litres	710								
	Luggage capacity (seatback raised, VDA)	litres	375								
	Kerb weight inc full options	kg	1,160	1,180	1,230		1,170	1,195	1,240	1,265	
	Gross vehicle weight	kg	1,730								
	Max towing weight (braked)	kg	1,200				1,200				
	Max towing weight (un-braked)	kg	400				400				
Performance & economy	Maximum speed	mph / km/h	111 / 180				124 / 200				
	0-62mph / 0-100km/h	seconds	11.5	12.5	12.0		9.5	9.5	10.2	10.2	
	Fuel tank capacity	litres	47								
	CO ₂ emissions (NEDC)	g/km	121	129	129		131	133	139	143	
	CO ₂ emissions (WLTP)	g/km	139	153	162		146	160	169	174	
	Fuel Consumption (WLTP)	Low	mpg (l/100km)	42.3 (6.7)	35.6 (8.0)	35.9 (7.9)		38.4 (7.4)	32.4 (8.8)	34.5 (8.2)	31.7 (8.9)
		Medium	mpg (l/100km)	50.2 (5.7)	44.3 (6.4)	41.3 (6.9)		46.5 (6.1)	42.1 (6.7)	40.3 (7.0)	39.3 (7.2)
		High	mpg (l/100km)	51.8 (5.5)	47.8 (5.9)	44.4 (6.4)		49.7 (5.7)	46.7 (6.1)	42.6 (6.7)	42.5 (6.7)
		Extra High	mpg (l/100km)	41.1 (6.9)	38.6 (7.4)	36.2 (7.8)		40 (7.1)	37.1 (7.6)	34.2 (8.3)	33.2 (8.5)
		Combined	mpg (l/100km)	45.9 (6.2)	41.7 (6.8)	39.4 (7.2)		43.6 (6.5)	39.8 (7.1)	37.7 (7.5)	36.6 (7.8)

Figures shown are for comparability purposes; only compare fuel consumption and CO₂ figures with other cars tested to the same technical procedures. These figures may not reflect real life driving results, which will depend upon a number of factors including the accessories fitted (post-registration), variations in weather, driving styles and vehicle load. There is a new test used for fuel consumption and CO₂ figures. The CO₂ figures shown however, are based on the outgoing test cycle and will be used to calculate vehicle tax on first registration.

THE SUZUKI SERVICE PROMISE

At Suzuki, we're proud of the cars we build. We're proud of the quality, we're proud of their value for money, and we're proud that our customers continue to enjoy driving them long after they've bought one. That's why we recommend getting your Suzuki serviced regularly. This helps your car to continue to run smoothly, minimises future problems and protects its residual value. And who better to service your car than Suzuki Trained Technicians. They aim to give you the best possible service when you visit their Suzuki Service Centre. It's all part of the Suzuki Service Promise.

WARRANTY

Every Suzuki in the range comes with a comprehensive three-year or 60,000 miles/100,000 km warranty (whichever comes first) and a 12-year anti-perforation warranty.

ROADSIDE ASSISTANCE

Need assistance? Well we're always around if you need any kind of roadside help. New cars come with Suzuki Assistance cover, which includes 24-hour roadside assistance, home start and recovery through the Republic of Ireland, UK and Europe. So no need to worry, because when you're with us, you're covered.

MOTUL OIL

When it comes to recommending the oil for your Suzuki, there's really only one choice – Motul. You can find out more information here: cars.suzuki.co.uk/owners/servicing-your-suzuki (UK) or cars.suzuki.ie/owners/servicing-your-suzuki (ROI).

TALK TO US

Fancy a chat? Well, more specifically, a chat about anything Suzuki? The team at our Suzuki Information Service are happy to answer any questions you might have about your Suzuki. From the product range to services for drivers, they can fill you in on just about everything. Simply call 0800 804 8828 for UK residents or 01 906 1862 for Republic of Ireland residents. Alternatively, you can write to us at Suzuki GB PLC, Steinbeck Crescent, Snelshall West, Milton Keynes, Bucks MK4 4AE.

Service Promise and Motul Oil criteria may vary in the Republic of Ireland. Please refer to your local Dealer for full details.



WHAT ARE THE OPTIONS?

FINANCE THAT FITS

Once you've found the Suzuki for you, you'll want an ideal finance package to go with it.

1. Personal Contract Purchase

Great for those who want flexibility: once you've chosen your repayment period, deposit and annual mileage, you'll be advised of your regular monthly repayments and optional final repayment. Once you've paid all your regular monthly repayments, you have three options – you can pay the optional final repayment to own the car, trade it in* or return it (return conditions apply)**.

2. Hire Purchase

Great for those wanting to own the vehicle: once you've chosen your repayment period and deposit, you'll be advised of the regular monthly repayments. Once all the repayments have been paid, you'll own the car.

WHAT'S THE DIFFERENCE?

	HIRE PURCHASE	PERSONAL CONTRACT PURCHASE
Deposit required	Flexible deposit options – 0% deposit may be available, subject to status	Flexible deposit options – 0% deposit may be available, subject to status
Maximum age of the car at the end of the agreement	14 years old	7 years old
Length of the agreement	12-60 months	25-49 months
What happens once you've paid all your regular monthly repayments?	You're the legal owner of the car and the finance agreement has ended	You have three options to choose from: 1. Part exchange the car* 2. Pay the optional final repayment to own the car 3. Return the car (return conditions apply)**
Fixed payments	Yes	Yes
Mileage restrictions	No	Yes – you set a maximum agreed mileage. Excess mileage charges will apply if you intend to hand the car back at the end of the agreement and have exceeded the maximum agreed mileage
Optional final payment at end of agreement	No	Yes

WHAT'S NEXT?

For more information or help finding the right package for you, pop into your local Dealer or visit cars.suzuki.co.uk/suzuki-finance

*Part Exchange: At any time, you can part exchange the car subject to obtaining a settlement figure and settling your agreement. New finance agreements are subject to status.

**You have the option once you've paid all your regular monthly repayments to return the car and not pay the optional final repayment. If the car is in good condition (fair wear and tear accepted) and has not exceeded the maximum agreed mileage, you will have nothing further to pay. If the car has exceeded the maximum agreed mileage, a charge for excess mileage will apply. Credit is available to UK residents aged 18 or over, subject to status. Suzuki Finance is a trading style of Suzuki Financial Services Limited, St William House, Tresillian Terrace, Cardiff CF10 5BH. Suzuki Financial Services Limited is part of Lloyds Banking Group. Finance is available for Republic of Ireland residents, subject to status, and will vary from the above. The credit provider is Bank of Ireland Finance, which is a registered trading name of Bank of Ireland.

GET IT COVERED WITH SUZUKI INSURANCE

When you buy your Suzuki, you can sign up to Free Driveaway Insurance*. And if you're happy, you can update to annual cover. Just call **0330 018 3455** to find out more.

Check out all the benefits you'll get with us:

- Courtesy car
- EU cover
- Windscreen damage cover
- 24/7 accident recovery
- UK call centres
- Child seat replacement cover
- Personal injury cover
- A brand-new Suzuki if yours is written-off or stolen within 12 months of its new registration
- Access to Suzuki Approved Body & Paint Centre

Unlike other insurers, we guarantee that any repairs will be carried out by Suzuki Trained Technicians using only Suzuki Genuine Parts.

To get a quote or find out more, call **0330 018 3455** or visit cars.suzuki.co.uk/new-cars/insurance



*Terms and conditions apply. The offer of insurance is subject to eligibility and underwriting criteria. All cover is subject to the terms and conditions of the policy, see the Policy Document at www.suzukicarinsurance.co.uk/docs. Suzuki Insurance is arranged and administered by Verex Insurance Services Ltd, which is registered in England and Wales No. 05686831 at Batchworth House, Church Street, Rickmansworth Herts WD3 1JE and authorised and regulated by the Financial Conduct Authority, No. 487185. Verex Insurance Services Ltd arranges policies from a panel of insurers, details are available on request. To understand how we may process your information read our Fair Use Notice at www.suzukicarinsurance.co.uk/FairUseNotice. Suzuki Insurance may vary in the Republic of Ireland. Please refer to your local Dealer for full details.

